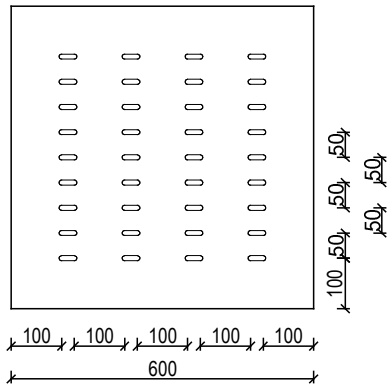
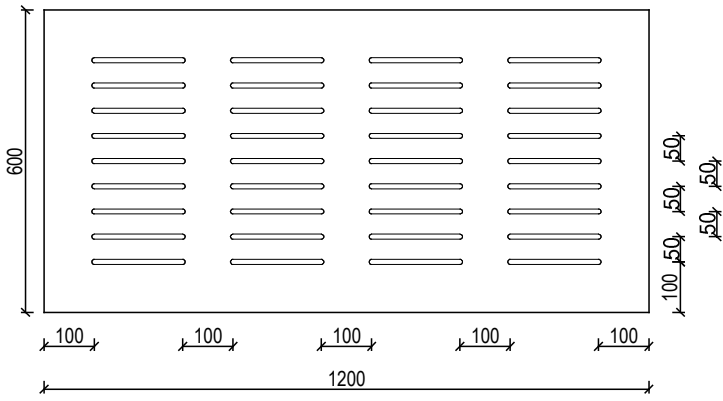


CEILING TILES




OPEN AREA:

- 8mm SLOTS = 9.1%
- 10mm SLOTS = 11.4%

Maximum Panel Sizes:

- Standard MDF = 3600 x 1200mm
- Ply / Black MDF = 2400 x 1200mm

WALL & CEILING



DESIGN:

S4

Panel Design Options / how to specify

EG: S4 10 - S - V - American Walnut

Design and slot size		Substrate		Finish		Colour / Species
Standard	S4 8-10mm	Standard MDF	S	Veneer	V	
		Black MDF	B	Polyurethane	PO	
		Plywood	P	Prefinished	PR	